

NASA Rover Challenge 2018



Sanders Ellingson, Michael Fondakowski, Andrew Haugen,
Jacob LeClair, Jeremiah Williams

Mentors: Dr. Ghodrat Karami, Dr. Ali Amiri

Senior Design Project

- Two-semester senior level capstone design course
 - Design
 - Fabrication/Testing
- Planning, design, and analysis of a product or system
- Manufacture and testing of a prototype
- Competition - depending on project



Project Description

- Design human-powered rover
- Points-based competition in Huntsville, AL
- Half-mile obstacle course simulating extra-terrestrial terrain
- Several tasks to simulate exploratory missions



NASA. (n.d.). *NASA Human Exploration Rover Challenge 2018* [Photograph].






Semester 1 - Design

Frame

- 6061 Aluminum
- Frame weight 32 lb
- A-Arm connections
- Must fit inside 5' by 5' cube
 - Folding mechanism



Wheels - Design

- 29 inch total diameter
- Aluminum
- 3 inches wide
- 14.4 pounds total
- 60A Urethane tire

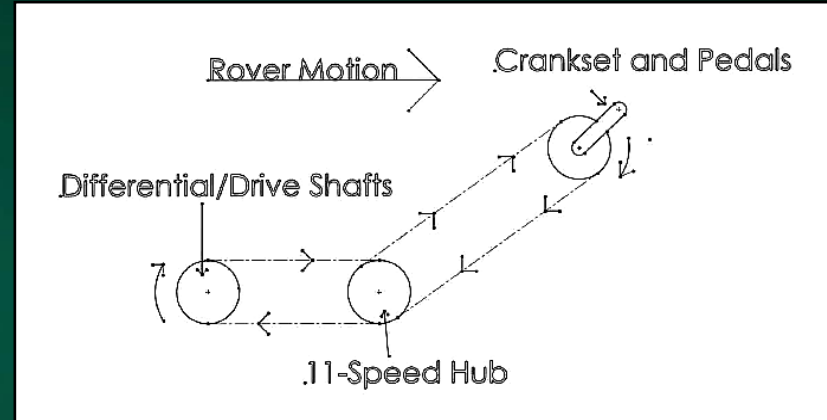


Image Courtesy of 2014-2015 Rover Team



Drivetrain - Design

- Chain Drive
 - Affordable and customizable
- Differential
 - Agility > Traction loss risk
- 11-Speed Hub
 - 2-19 mph
- Single Speed Crank
 - Affordable



Shimano Alfine. (2017). SG-S700 Internal Hub [Photograph].



Semester 2 – Fabrication

Wheel

- Cut and Cope Tubing
- Water Jet Cut Ribs
- Rolled Rim
- Aluminum TIG & MIG Welding




Frame

- Cut and Cope Tubing
- Aluminum TIG Welding



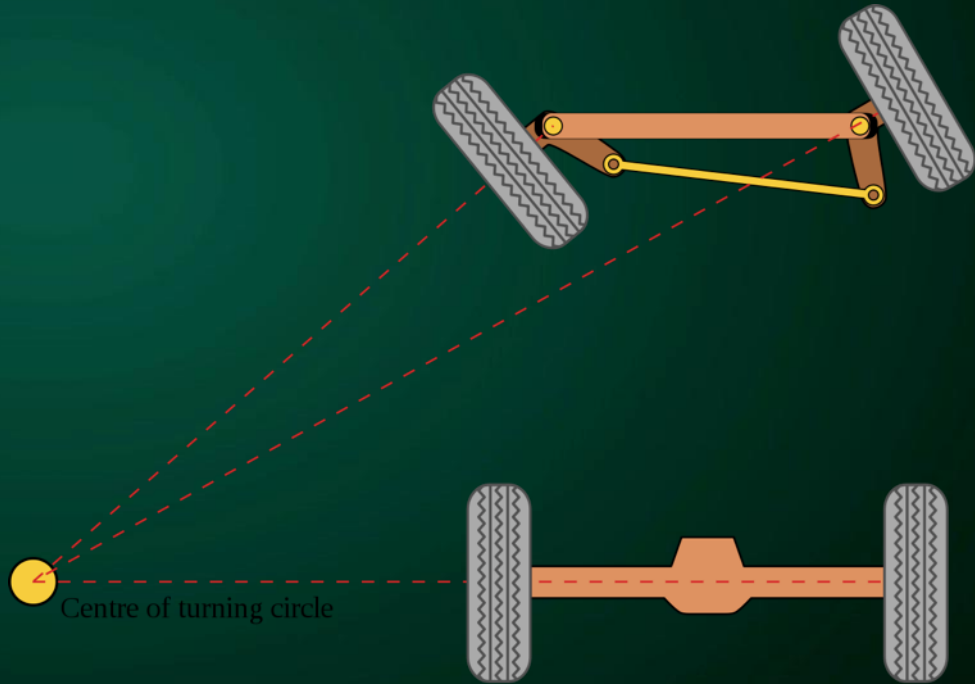
Tire

- MDF Positive
- Silicone Negative
- Urethane Tire



Unexpected Challenges

- Altered Steering Geometry
- Ackerman Steering



Future Recommendations

- Allow for more time for manufacturing of rover
- Try to reuse as much material from previous years rover



Thank You

NDSGC



North Dakota Space Grant Consortium. (2017). *NDSGC Logo*. [Photograph]

